
SEPTEMBER 29 – OCTOBER 1, 2026
MLB
WILD CARD
SERIES 2026
MATCHUPS, PREVIEW & KEY FACTORS
1/20

CONTENTS

MLB WILD CARD SERIES 2026

SEPTEMBER 29 – OCTOBER 1, 2026

1	Cover
2	Contents
3	Wild Card Format & Schedule
4	Phillies vs Braves Preview
5	Phillies vs Braves Key Factors
6	White Sox vs Astros Preview
7	White Sox vs Astros Key Factors
8	Red Sox vs Yankees Preview
9	Red Sox vs Yankees Key Factors
10	Cubs vs Padres Preview
11	Cubs vs Padres Key Factors
12	Game 1 Schedule & Pitching Snapshot
13	Offensive X-Factors
14	Rotation & Bullpen Pressure Points
15	Defense & Baserunning
16	Home-Field & Stadium Factors
17	Series Predictions
18	Potential Game 3 Scenarios
19	Final Wild Card Watchlist
20	Disclaimer

WILD CARD FORMAT & SCHEDULE

SEPTEMBER 29 – OCTOBER 1, 2026

Best-of-3 • Higher seed hosts every game • Game 3 only if necessary

GAME 1 — SEPT. 29

- Phillies at Braves — 2 PM ET
- White Sox at Astros — 5 PM ET
- Red Sox at Yankees — 8 PM ET
- Cubs at Padres — 10 PM ET

Game 2: Sept. 30 • Same host sites
Game 3: Oct. 1 • If necessary




PHILLIES
VS
BRAVES
NL WILD CARD SERIES PREVIEW
PHILADELPHIA AT ATLANTA • BEST-OF-3
GAME 1: SEPT. 29 • 2 PM ET
ALL GAMES IN ATLANTA
PHILADELPHIA
88–74
ATLANTA
94–68
Atlanta brings home-field control and the stronger regular-season run profile; Philadelphia counters with a veteran lineup and recent October experience. In a short series, early scoring and bullpen execution can swing momentum fast.
4/20

SEPTEMBER 29 – OCTOBER 1, 2026

PHILLIES VS BRAVES

KEY FACTORS

- Atlanta home record: **52–29**
- Philadelphia road record: **45–36**
- Run differential: Atlanta **+116**
- Run differential: Philadelphia **+15**
- Short series puts heavy pressure on bullpen execution.

ANALYSIS

Atlanta's home-field strength and run prevention create a strong baseline, while Philadelphia needs timely extra-base damage and cleaner late-inning relief. The first six innings may determine which bullpen is forced into the tougher path.


SEPTEMBER 29 – OCTOBER 1, 2026
WHITE SOX
VS
ASTROS
AL WILD CARD SERIES PREVIEW
Chicago at Houston • Best-of-3
Chicago
84–78
Houston
81–81
Game 1: Sept. 29 • 5 PM ET
All games in Houston
Chicago enters with the stronger regular-season run differential, while Houston owns home field and extensive October experience. In a short series, early pressure on the starting rotation and clean late-inning execution could decide the matchup.
6/20


SEPTEMBER 29 – OCTOBER 1, 2026
WHITE SOX
VS
ASTROS
KEY FACTORS
CHICAGO
ROAD RECORD
36–45
RUN
DIFFERENTIAL
+56
HOUSTON
HOME RECORD
39–42
RUN
DIFFERENTIAL
–32
Chicago's deeper run production gives it a path to early pressure, while Houston's home setting and postseason experience remain meaningful. The matchup can turn on whether the White Sox create damage before Houston reaches its preferred late-inning relievers.
7/20


SEPTEMBER 29 – OCTOBER 1, 2026
RED SOX VS YANKEES
AL WILD CARD SERIES PREVIEW
Boston at New York • Best-of-3
Boston
87–75
New York
93–68
Game 1: Sept. 29 • 8 PM ET
All games in New York
New York enters with home field and a stronger run differential, while Boston brings a balanced pitching-and-offense profile. Starting pitching, power damage and late-inning execution could define this short rivalry series.


SEPTEMBER 29 – OCTOBER 1, 2026
RED SOX
VS
YANKEES
KEY FACTORS
New York home record: 46–34
Boston road record: 46–35
Run differential: New York +138
Run differential: Boston +78
Short best-of-3 format magnifies starting pitching and late-inning execution.
New York owns home field and the stronger run differential, while Boston brings a balanced road profile. The series can swing on early power, starter command and which bullpen protects small leads more cleanly.
9/20

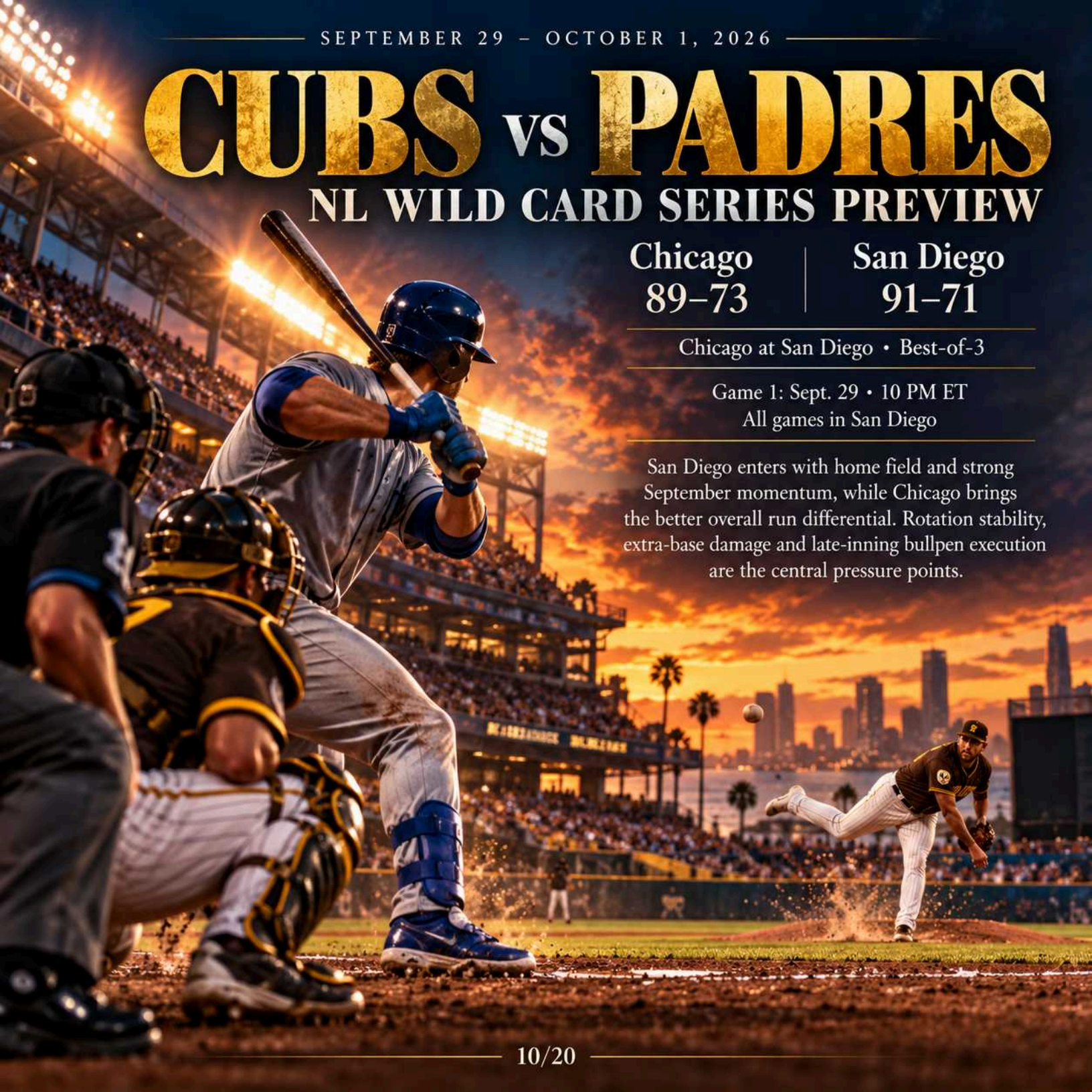
SEPTEMBER 29 – OCTOBER 1, 2026
CUBS VS PADRES
NL WILD CARD SERIES PREVIEW
Chicago
89–73
San Diego
91–71
Chicago at San Diego • Best-of-3
Game 1: Sept. 29 • 10 PM ET
All games in San Diego
San Diego enters with home field and strong September momentum, while Chicago brings the better overall run differential. Rotation stability, extra-base damage and late-inning bullpen execution are the central pressure points.
10/20

SEPTEMBER 29 – OCTOBER 1, 2026

Cubs vs Padres

KEY FACTORS

Analysis

San Diego enters with home field and momentum, while Chicago brings strong season-long balance. Run prevention and the late innings are likely to be the decisive areas in this series.

- San Diego home field advantage.
- Chicago stronger overall run differential.
- Padres late-inning bullpen leverage.
- Cubs lineup depth and contact quality.
- Extra-base damage could decide the series.
- Clean defense and bullpen execution are critical.

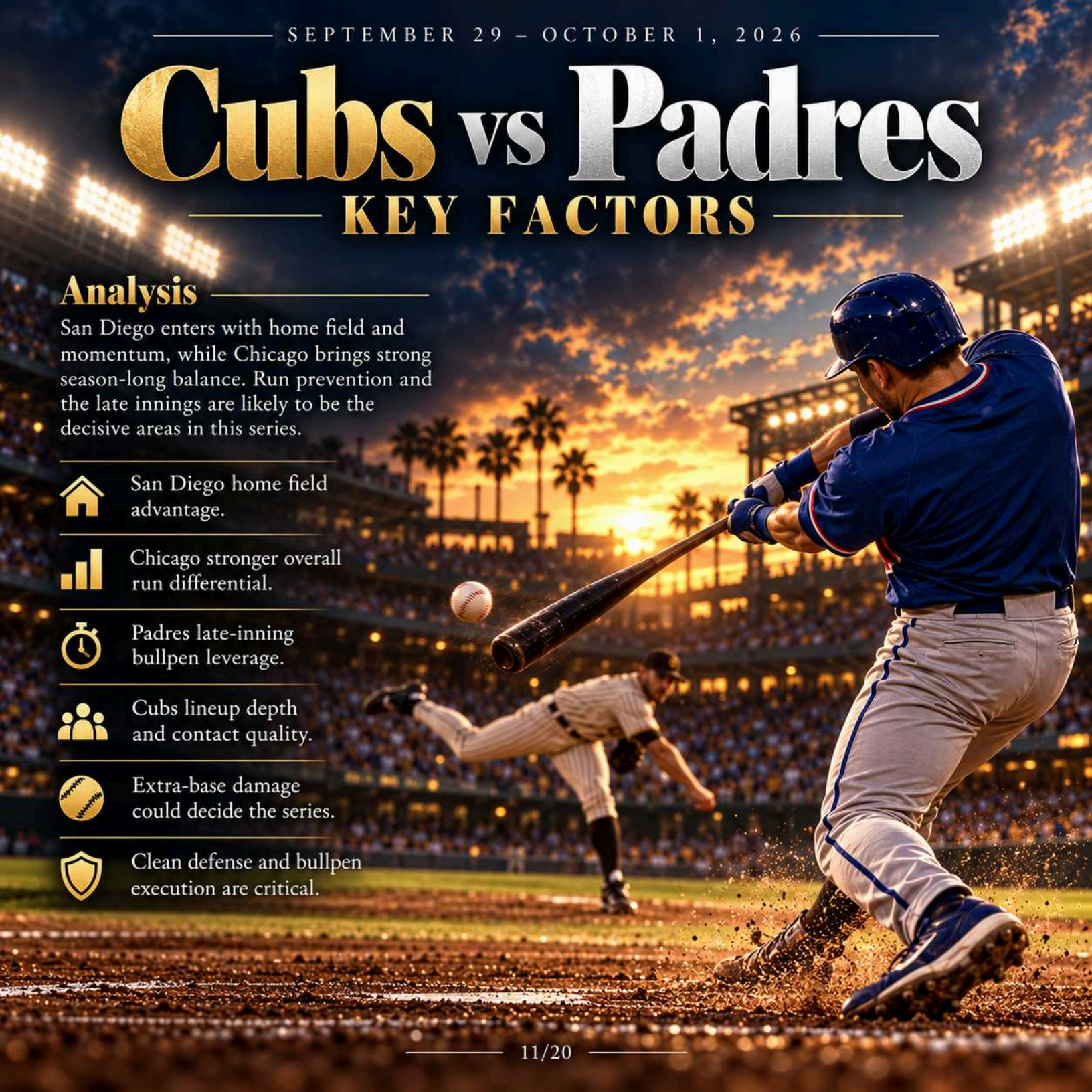

GAME 1 SCHEDULE & PITCHING SNAPSHOT

SEPTEMBER 29 – OCTOBER 1, 2026



SCHEDULE

Phillies at Braves	2 PM ET
White Sox at Astros	5 PM ET
Red Sox at Yankees	8 PM ET
Cubs at Padres	10 PM ET

PITCHING SNAPSHOT

At publication cutoff, official Game 1 probable starters were still subject to final confirmation. The early edge themes: Atlanta rotation stability, Chicago's need for fast offensive pressure, balanced Boston–New York command battle, and San Diego's home-park run prevention.

All start times ET. Higher seed hosts every game.

OFFENSIVE X-FACTORS

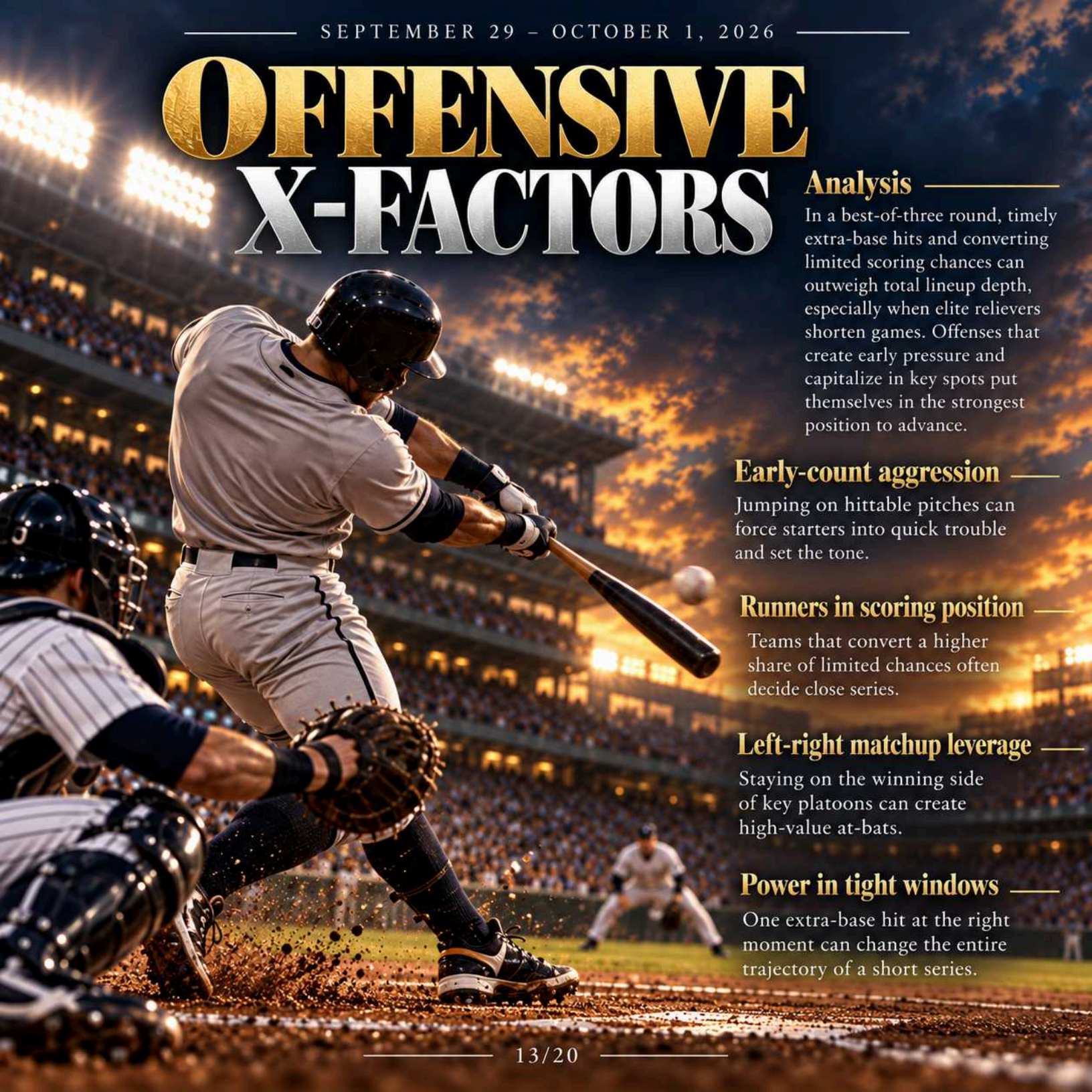

Analysis

In a best-of-three round, timely extra-base hits and converting limited scoring chances can outweigh total lineup depth, especially when elite relievers shorten games. Offenses that create early pressure and capitalize in key spots put themselves in the strongest position to advance.

Early-count aggression

Jumping on hittable pitches can force starters into quick trouble and set the tone.

Runners in scoring position

Teams that convert a higher share of limited chances often decide close series.

Left-right matchup leverage

Staying on the winning side of key platoons can create high-value at-bats.

Power in tight windows

One extra-base hit at the right moment can change the entire trajectory of a short series.

Rotation & Bullpen Pressure Points

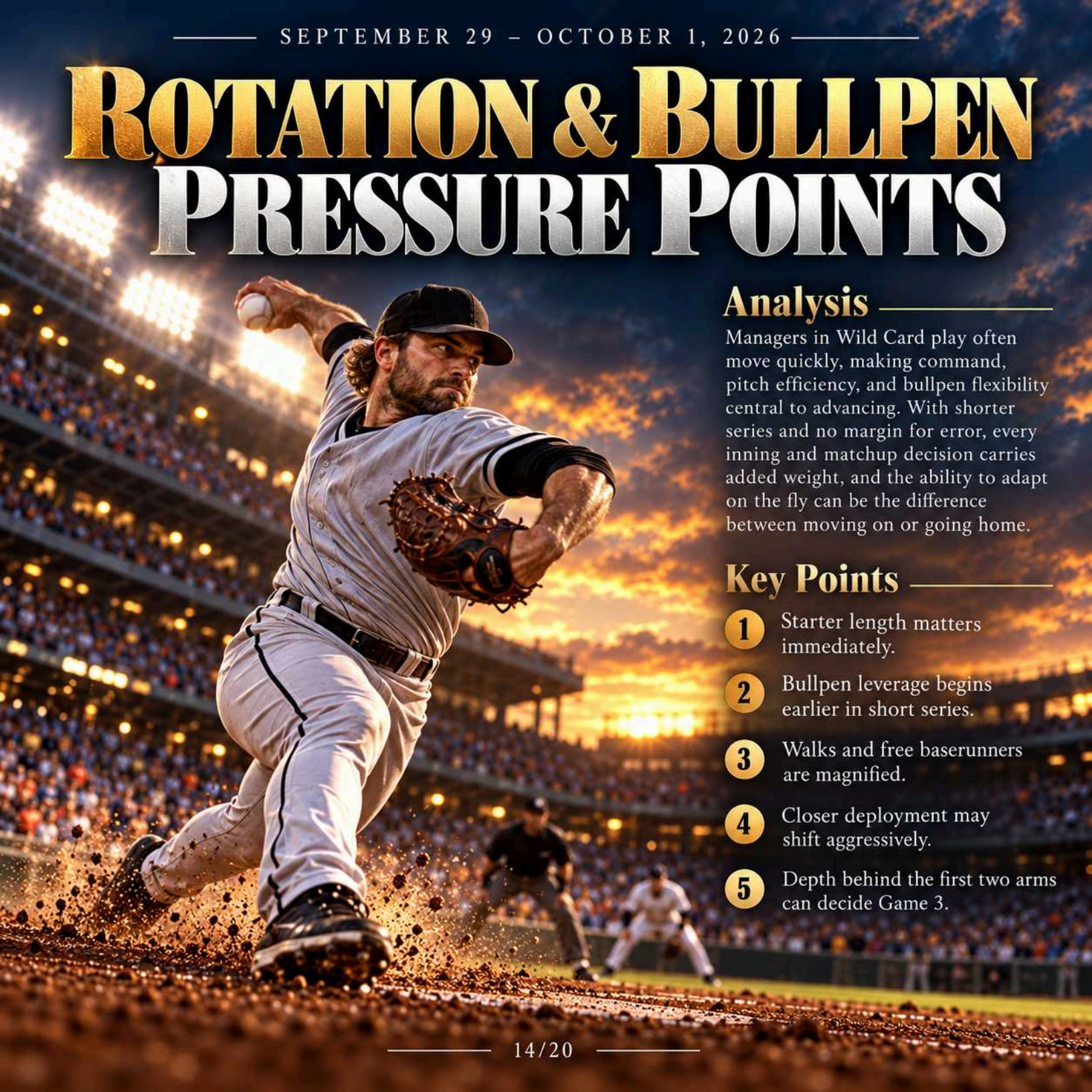

Analysis

Managers in Wild Card play often move quickly, making command, pitch efficiency, and bullpen flexibility central to advancing. With shorter series and no margin for error, every inning and matchup decision carries added weight, and the ability to adapt on the fly can be the difference between moving on or going home.

Key Points

1. Starter length matters immediately.
2. Bullpen leverage begins earlier in short series.
3. Walks and free baserunners are magnified.
4. Closer deployment may shift aggressively.
5. Depth behind the first two arms can decide Game 3.

DEFENSE & BASERUNNING

Sharp defense and disciplined baserunning often swing one-run postseason games more than raw volume stats, especially when scoring chances are scarce.



First-step defense

A quick first step turns hard-hit balls into outs and keeps rallies short.

Relay precision

Clean, accurate relays cut down extra bases and prevent runs from scoring.

Catcher throw control

Consistent, on-target throws keep runners honest and steal attempts in check.

Taking the extra base

Read the ball, read the defense, and be aggressive when the opportunity is there.

Avoiding extra outs

Smart decisions and awareness keep your offense alive and put pressure on the defense.

HOME-FIELD & STADIUM FACTORS

Atlanta

Crowd pressure and power environment can create energy and big momentum swings at home.

Houston

Indoor control allows consistent conditions and late-inning comfort, giving them a stable advantage.

New York

October intensity puts constant pressure on opponents, with the bullpen often in the spotlight in front of a relentless home crowd.

San Diego

Night air, unique park dimensions, and a steady rhythm help them control games, especially in close, late situations.

Higher seeds host every game in this round, making comfort, travel reduction, and stadium familiarity meaningful edges. Knowing the environment, routines and conditions can help these teams maintain their style and execution when it matters most.

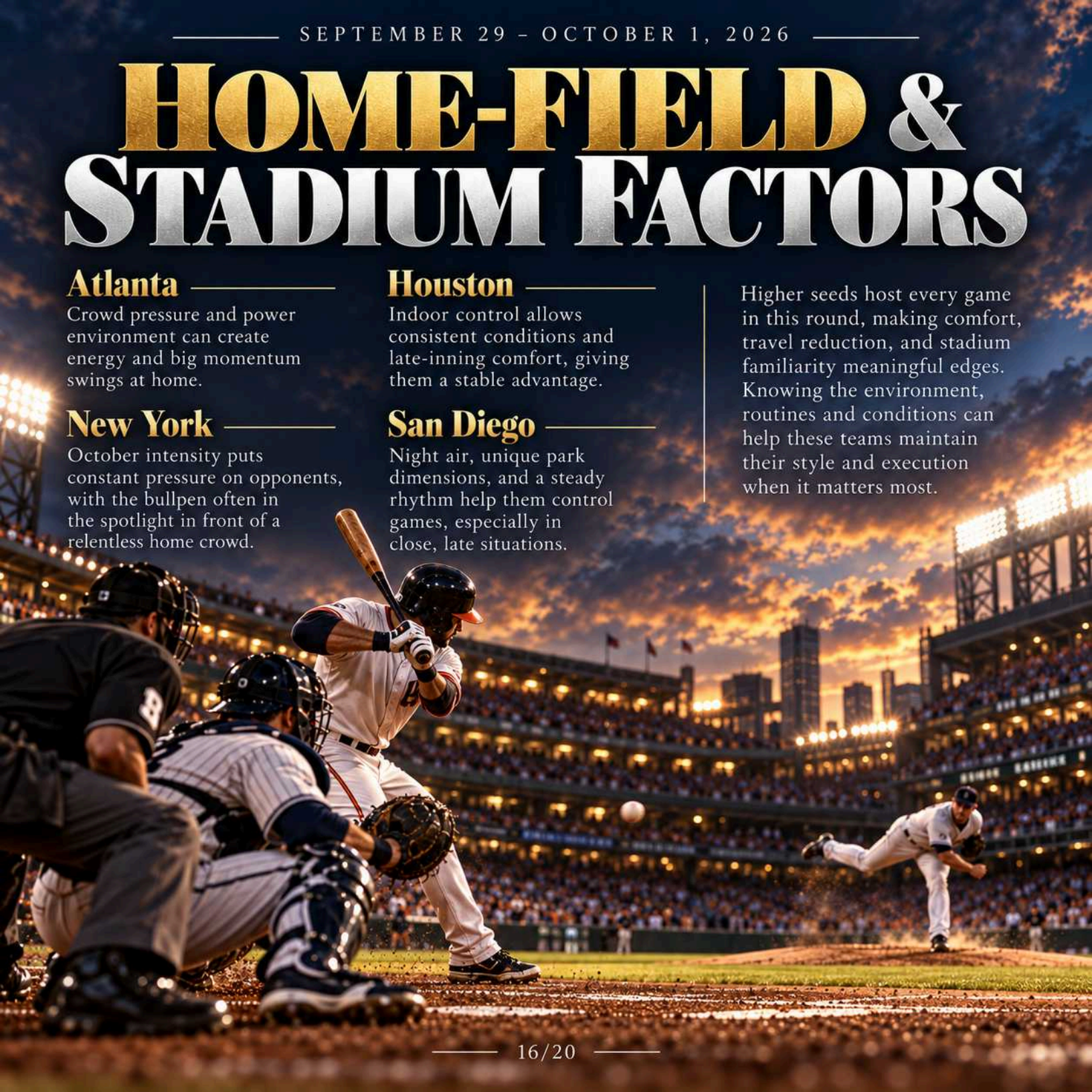

SERIES PREDICTIONS

Analysis

These picks lean toward home-field control and bullpen stability, while expecting at least one swing game in every matchup because the field is tightly packed.

Predictions

Braves over Phillies — **in 3**
White Sox over Astros — **in 3**
Yankees over Red Sox — **in 3**
Padres over Cubs — **in 3**

SEPTEMBER 29 – OCTOBER 1, 2026

POTENTIAL GAME 3 SCENARIOS

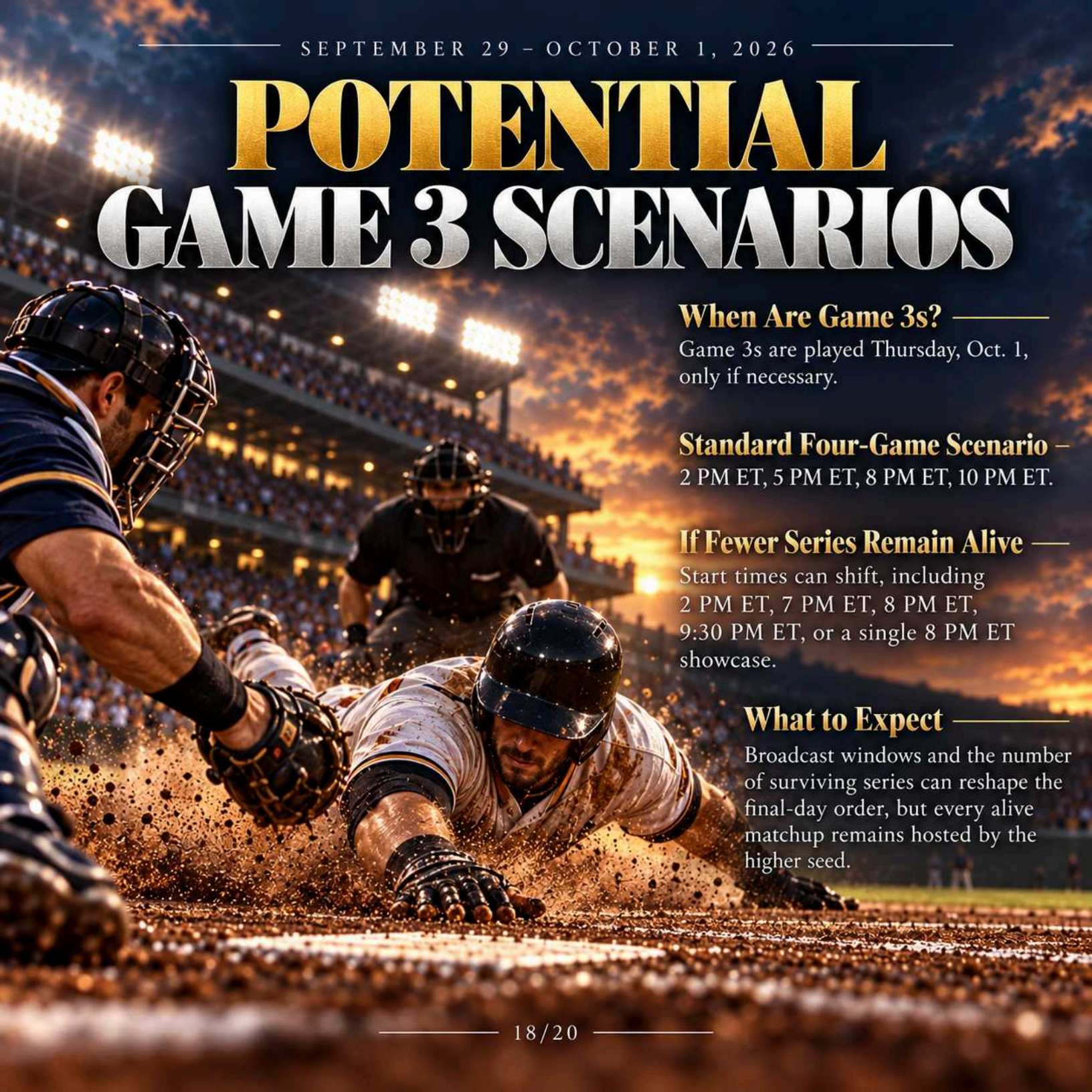

When Are Game 3s?

Game 3s are played Thursday, Oct. 1, only if necessary.

Standard Four-Game Scenario –

2 PM ET, 5 PM ET, 8 PM ET, 10 PM ET.

If Fewer Series Remain Alive

Start times can shift, including 2 PM ET, 7 PM ET, 8 PM ET, 9:30 PM ET, or a single 8 PM ET showcase.

What to Expect

Broadcast windows and the number of surviving series can reshape the final-day order, but every alive matchup remains hosted by the higher seed.

FINAL WILD CARD WATCHLIST



The Wild Card round usually turns on a few high-leverage sequences, making these watch points the best indicators of which clubs are built to survive the short format.

- First-inning pressure
- Bullpen availability
- Defensive clean innings
- Run prevention in tight spots
- Home crowd momentum
- Pinch-hit timing
- Swing-game extra-base hits
- Possible travel-free clinchers

DISCLAIMER

SEPTEMBER 29 – OCTOBER 1, 2026

This guide is provided for informational and entertainment purposes only. All analysis, series previews, scheduling notes and editorial opinions reflect independent sports commentary created for Digital World Pulse. While every effort is made to use current and accurate information, postseason details can change and official league updates should always be checked for final confirmation. Team names and references are used only for descriptive editorial purposes.

